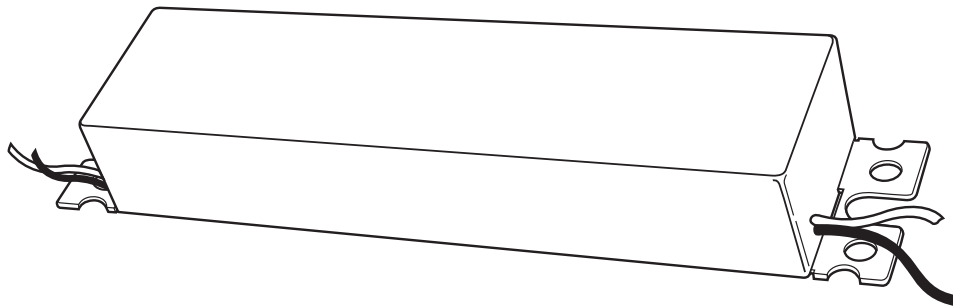


# LED Driver

Product Code # 74601

Description Code # GE060/G/V12T1-A



## BEFORE YOU BEGIN

Read these instructions completely and carefully.

### ! WARNING/AVERTISSEMENT

**Risk of electrical shock.** Disconnect power before servicing or installing product. **Risque de choc électrique.** Couper l'alimentation avant le dépannage ou avant l'installation du produit.

## LED Driver Features

- Class 2 wiring per NEC Article 725 (SELV)
- IP52: Dry or damp location rated
- Conforms to the following standards



## Prepare Electrical Wiring



### Electrical Requirements

- The LED driver must be supplied with 120V, 60Hz or 240V, 50Hz and connected to an individual properly grounded branch circuit, protected by a 15 or 20 ampere circuit breaker.



### Grounding Instructions

- The grounding and bonding of the overall system shall be done in accordance with National Electric Code (NEC) Article 600 and local codes.

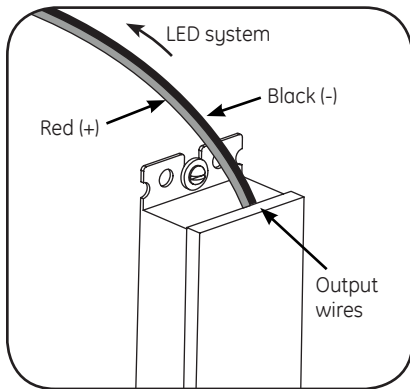
**NOTE:** This device complies with Part 15 of the FCC Rules. Operation is subject to the following two conditions: (1) this device may not cause harmful interference, and (2) this device must accept any interference received, including interference that may cause undesired operation.

This Class [A] RFLD complies with the Canadian standard ICES-005. Ce DEFR de la classe [A] est conforme à la NMB-005 du Canada.

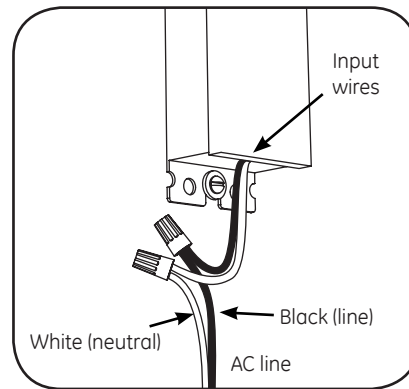


imagination at work

## LED Driver Installation



- 1 Connect the AC line to the black (line) and white (neutral) input wires of the LED driver using 18-14 AWG (0.82-2.08 mm<sup>2</sup>) twist-on wire connectors.



- 2 Connect the supply wire that is attached to your LED system to the red (+) and black (-) output wires of the LED driver as outlined in the **“Electrical Connections”** section of your LED system’s Installation Instructions.  
  
To ensure the LED driver load and remote mounting distances are within the ranges specified in the product installation guide.

## Technical Specifications

|                                           | Min                                                  | Typical | Max    |
|-------------------------------------------|------------------------------------------------------|---------|--------|
| Input Voltage (VAC)                       | 90                                                   | 100-240 | 264    |
| Input Frequency (Hz)                      | -                                                    | 50/60   | -      |
| Input Current (A)                         | -                                                    | -       | 0.85   |
| Output Voltage (VDC)                      | 11.7                                                 | 12.0    | 12.3   |
| Output Current (ADC)                      | 0.8                                                  | -       | 5.0    |
| Output Power (W)                          | -                                                    | -       | 60     |
| Environmental Operating Temperature Range | -40°C                                                | +25°C   | +60°C* |
| Environmental Humidity (non-condensing)   | 0%                                                   | -       | 95%    |
| Environmental Storage Temperature Range   | -40°C                                                | -       | +85°C  |
| Enclosure Specification                   | IP52: Dry or damp location rated                     |         |        |
| Dimensions                                | 9.5 in. x 1.7 in. x 1.2 in. (240 mm x 43 mm x 30 mm) |         |        |

**NOTE:** For remote mounting or loading information refer to the LED System Installation Instructions.

\*Maximum case temperature is 90°C



GE Lighting Solutions • 1-888-MY-GE-LED • [www.gelightsolutions.com](http://www.gelightsolutions.com)

1-888-69-43-533

GE Lighting Solutions, LLC is a subsidiary of the General Electric Company. Tetra is a trademark of GE Lighting Solutions, LLC. The GE brand and logo are trademarks of the General Electric Company. © 2013 GE Lighting Solutions, LLC. Information provided is subject to change without notice. All values are design or typical values when measured under laboratory conditions.