

GE
Lighting Solutions

Decorative Post Top Lighting

StreetDreams™ Prismatic (P)



imagination at work

Product Features

GE offers a variety of decorative Post Top and Pendant Mount Lighting solutions that range from the nostalgic looks of yesterday to the sleek, modern designs of today, providing style and elegance to downtown areas, commercial developments, parks and residential communities.

Applications

- Residential roadway, walkways, historic urban settings, shopping centers, malls, plazas and parks

Housing

- Ornamental cast bases available in four styles

Finish

- Powder painted with choice of 188 colors

Ratings

- /c  1598 Listed Suitable for Wet Locations

Mounting

- Several Mounting Options

Unique Features

- Push button tool-less door access to ignitor and PE receptacle
- Twist-off globe for easy access to lamp and electricals
- Electricals mounted on “twist-and lift” system for easy maintenance
- Crown and Rib accessories available
- Multiple finial choices
- Medium and mogul base sockets available
- Full size PE available
- Terminal board available
- Symmetric and Asymmetric globes available
- Multiple tops for desired aesthetics

Ordering Number Logic

StreetDreams™ Prismatic (P)



P

FAMILY	GLOBE	GLOBE MATERIAL	POD WATTAGE	LIGHT SOURCE	VOLTAGE	BALLAST TYPE	PE	TOP	CAGE	FINIAL	INTERNAL REFLECTOR	COLOR	OPTIONS
P = Prismatic	A = Asymmetric Prismatic S = Symmetric Prismatic	A = Acrylic L = Lexan	A 05 = 50 B 07 = 70 C 10 = 100 D 15 = 150 E 17 = 175 F 25 = 250	E = Energy Act Compliant Pulse MH (EPMH) S = HPS M = MH P = PMH	0 = Multi 1 = 120 2 = 280 3 = 240 4 = 277 5 = 480 D = 347 F = 120X347	A = Autoreg N = NPF H = HPF	1 = None 2 = PE receptacle 4 = With shorting cap 5 = with PE control	C = Colony H = Classic K = Colonial 2 (1) L = Lindy S = Scroll T = Traditional (1) No Finials Available	1 = Medallion Crown & Rib (C&R) 2 = Medallion Crown only 3 = Scroll C&R 0 = None	A = Silhouette B = Acorn C = Fleur-De-Lis D = Flagree E = Blossom F = Spike G = Oak H = Steeple J = Gothic X = no finial	0 = None 1 = House and top shield 3 = House only 4 = Top only A = Symmetrical Cutoff Louver B = Symmetrical Cutoff Louver with House Side Shield	BL = Black FG = Forest Green DB = Dark Bronze XX = Special order	F = Fusing T = Terminal board

Ballast Selection Table

Wattage	Light Source	Ballast Type/ Voltage 60 Hz				
		120X208X 240X277	120	480	120 x 347	347
50	HPS	H,N	H,N	N/A	H,N	N/A
70	HPS	A,H,N	A,H,N	H,N	H,N	H,N
100	HPS	A,H,N	A,H,N	H,N	H,N	H,N
150 (55v)	HPS	A,H,N	A,H,N	H,N	H,N	H,N
70	PMH	H,N	H,N	H,N	N/A	H,N
100	PMH	H,N	H,N	H,N	H,N	H,N
150	PMH	H*	H	N/A	H	H
250	EPMH	A	A	A	N/A	N/A

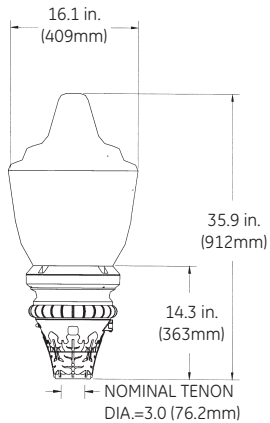
*MV not available for 150W PMH

Photometric Selection Table

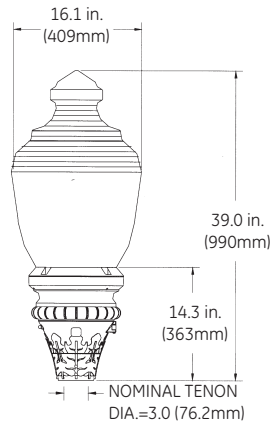
All light sources are clear unless otherwise indicated.

Colony Prismatic Asymmetric		Lindy Prismatic Asymmetric		Traditional Prismatic Asymmetric		Colonial 2 Prismatic Asymmetric	
Solid Top		Prismatic Top		Textured Top		Textured Top	
HPS		HPS		HPS		HPS	
70	452110	70	453056	70	453077	70	453093
100	452090	100	453058	100	453090	100	453095
150	452091	150	453054	150	453086	150	453097
250	453018	250	453016	250	453147	250	453148
PMH		PMH		PMH		PMH	
70	452109	70	453069	70	453085	70	453099
100	452088	100	453066	100	453084	100	453101
250	453067	250	453063	250	453151	250	453152
Colony Prismatic Symmetric		Lindy Prismatic Symmetric		Traditional Prismatic Symmetric		Colonial 2 Prismatic Symmetric	
Solid Top		Prismatic Top		Prismatic Top		Prismatic Top	
HPS		HPS		HPS		HPS	
70	452107	70	453059	70	453082	70	453094
100	452000	100	453057	100	453081	100	453096
150	452087	150	453051	150	453080	150	453098
250	453017	250	453055	250	453150	250	453149
PMH		PMH		PMH		PMH	
70	452108	70	453068	70	453089	70	453100
100	452085	100	453065	100	453088	100	453102
250	453064	250	453061	250	453074	250	453075

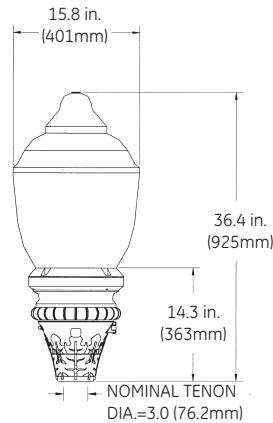
Product Dimensions



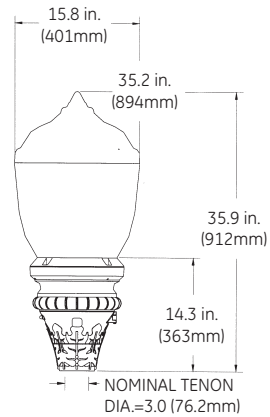
**PRISMATIC
LINDY
POD A**



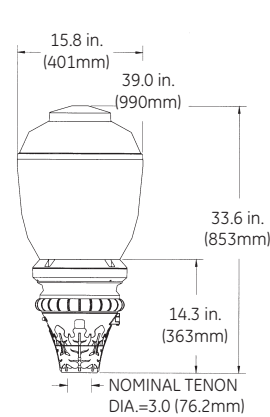
**PRISMATIC
CLASSIC
POD A**



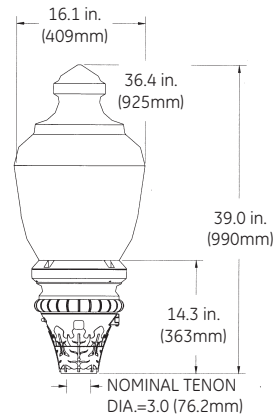
**PRISMATIC
COLONY
POD A**



**PRISMATIC
COLONIAL 2
POD A (Finial N/A)**

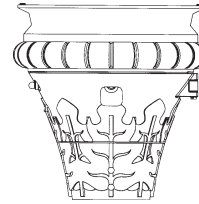


**PRISMATIC
SCROLL TOP
(SOLID TOP) POD A**

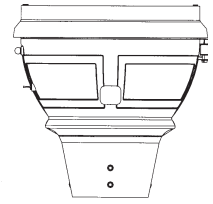


**TRADITIONAL
PRISMATIC
POD A**

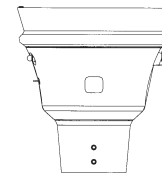
FIXTURE BASES



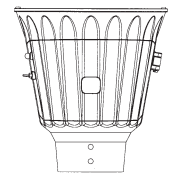
**A
E (Push Button)**



**B
F (Push Button)**



**C
G (Push Button)**



**D
H (Push Button)**



**MEDALLION
CROWN & RIB
SD-CR-M**



**SCROLL
CROWN & RIB
SD-CR-S**

DATA

- Approximate Net Weight: 40 lbs (18 kgs)
- Suggested Mounting Height: 8-16 ft. (2.5-5 M)
- Effective Projected Area: 1.4 sq ft max (0.5 sq M max)



GE Lighting Solutions • 1-888-MY-GE-LED • www.gelightingsolutions.com

1-888-69-43-533

GE Lighting Solutions, LLC is a subsidiary of the General Electric Company. The GE brand and logo are trademarks of the General Electric Company.
© 2012 GE Lighting Solutions, LLC. Information provided is subject to change without notice. All values are design or typical values when measured under laboratory conditions.