

Lumination™ LED Luminaires

LED Lumination Pendant Suspended LPS Series



Shown with MoonGlow™ Acrylic refractor accessory

Project name _____


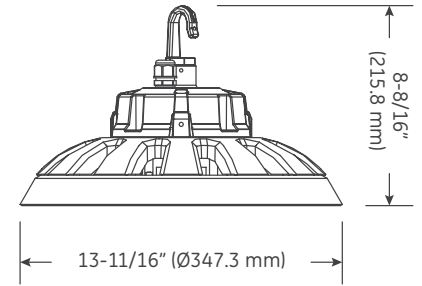
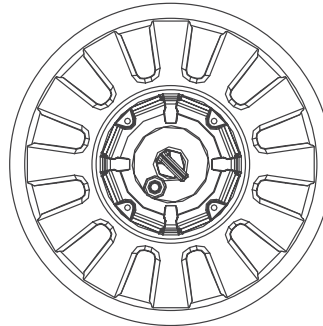
Date _____

Type _____

Product Description:

GE's Lumination LED Pendant Suspended Series is designed to deliver efficient lighting for commercial and retail applications. These exceptionally energy proficient lighting fixtures have a long life and deliver a remarkable qualified lumens per watt allowing for lower maintenance and operating costs. Choose from several lumen, CRI, and CCT options in addition to refractor and lens accessories. The LPS Series is easy to install - great for commercial, retail, grocery, and gymnasium applications.

Product Dimensions:



93099795 - 16" Acrylic MoonGlow™ refractor

Performance Summary:

- Delivered Lumen Output:** 9000-22000 lumens
- Input Voltage:** 120-277V
- System Input Power:** 65-160 watts
- Efficacy:** Up to 141 LPW
- CRI:** 80 CRI
- CCT:** 3500K/4000K/5000K
- Projected L70:** > 100,000 Life Hours
- Limited Warranty:** 5 Years
- IP Rating:** IP65
- Impact Rating:** IK03
- Vibration Rating:** 2G for hook & pendant mount
- Wet Rated:** Yes, IP65 UL 1598
- Spacing:** 1.5
- Weight:** 4.0kg (8.8lbs)
- Temperature Rating:** -20°C to +50° C

Certified by:

*Wet rated, IP65, UL1598



Please refer to the DLC QPL website for the latest and most complete information. www.designlights.org/QPL

Please contact the Fixture Technical Support team for technical questions. www.lightingprodinfo@ge.com or 1-888-694-3533, Option #2

Ordering Information:

LPS **0** **8** **V** **RI** **WHITE**

FAMILY	VOLTAGE	NOMINAL LUMENS	DISTRIBUTION	CRI	CCT	CONTROLS	MOUNTING	FINISH	OPTIONS
LPS = Lumination Pendant Suspended	0 = 120-277V	09 = 9,000 lumens 12 = 12,000 lumens 18 = 18,000 lumens 22 = 22,000 lumens	06 = 60° 10 = 100°** *Note: 1.5 spacing criteria	8 = 80 CRI	35 = 3500K 40 = 4000K 50 = 5000K	V = 0-10V Dimming	RI = Hook mount, 10' cord *SJOW 18-AWG 3 cond cord	WHITE = White	(blank) = None A = Expedited shipping* *Contact pricing for adder

ACCESSORIES - FIELD INSTALLABLE
93099795 = 16" Highbay MoonGlow™ Acrylic refractor
93083042 = 16" Acrylic Conical drop lens, must order with 93099795 for complete assembly
93099239 = Safety tether, 28 in. (70cm) length
93099238 = U-Bracket wall mount, dimensions on pg. 2

TYPICAL INITIAL LUMENS 5000K, 80 CRI	TYPICAL SYSTEM WATTS 120-277V	LPW
09 = 9,000 lumens	65	138
12 = 12,000 lumens	85	141
18 = 18,000 lumens	130	138
22 = 22,000 lumens	160	138

MULTIPLIERS:
Lumen Multiplier = 0.95 for CCT = 3500K
Lumen Multiplier = 0.98 for CCT = 4000K
Lumen Multiplier = 0.95 for 60deg distribution
Lumen Multiplier = 0.98 for Acrylic Refractor
Lumen Multiplier = 0.93 for Acrylic Refractor and Conical Drop Lens



Typical Specification: Lumination™ LPS Series

LED & Optical Assembly

CRI: 80 CRI
IES TM-21 Calculation at 25C:
 Projected L70: > 60,000 Life Hours

Electrical

Input Voltage: 120-277V
Input Frequency: 50/60Hz
System Power Factor (PF): >0.9*
Total Harmonic Distortion (THD): <20%*
LED Driver Type: Class 1 programmable
 * PF and THD may vary with options

Ratings & Evaluations

Operating Temperature: -20°C to +50°C
Storage Temperature: -40°C to +70°C
Surge Protection: ANSI C82.77 Compliant
Location: Wet, IP65
Safety: UL/cUL Listed (UL) (cUL) UL 1598
Environmental: RoHS compliant
Utility: DLC™ Qualified Product Listed

Construction & Finish

Housing: Die cast aluminum heatsink
Lensing: Acrylic Lens
Paint: Custom colors available
Weight:
 4.0kg (8.8lbs) for all fixtures

Mounting

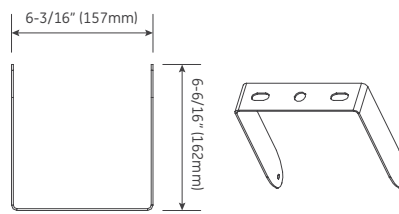
Hook mount - for chain or ring mount
Pendant - field install with 3/4" NPT thread
U-bracket - field installable accessory

Design Life & Warranty

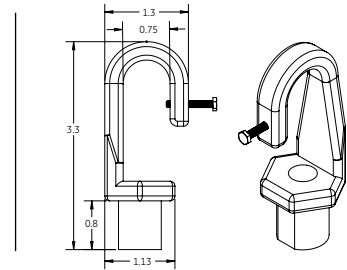
System Warranty: 5 Year limited warranty

For more information and access to all of our resources, including our design tool visit: www.products.currentbyge.com

U-Bracket & Hook Product Dimensions:



93099239 accessory - screws for attaching to fixture included.



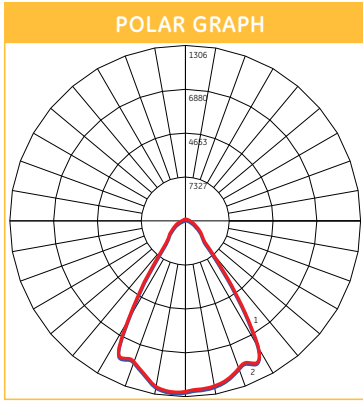
Hook included with all fixtures, comes with safety screw.

GE Lumination™ LPS Series Conversion Chart

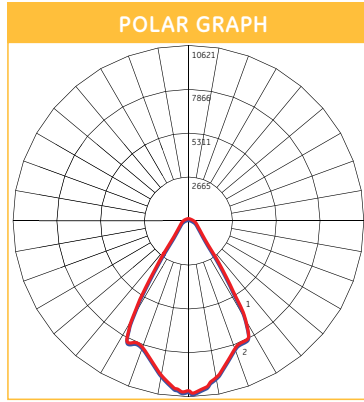
Based on initial lumens

Traditional Lamp	GE Lumination™ LPS Series @ 120-277V	Lifetime Savings
High Bay 175W HID 200W Input	9000 Lumens 65W	\$675
High Bay 250W HID 290W Input	12000 Lumens 85W	\$1,025
High Bay 400W HID 460W Input	18000 Lumens 130W	\$1,650

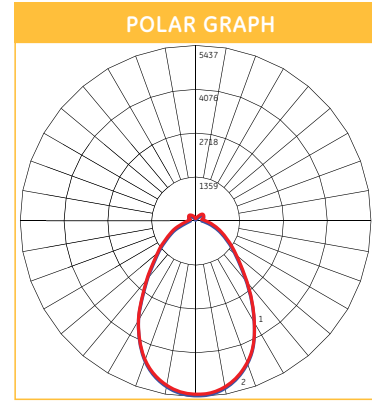
Photometric Data: Lumination™ LPS Series



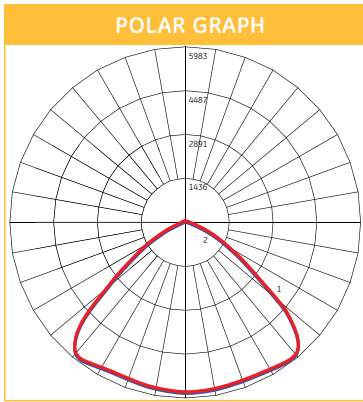
LPS-0-xx-06-8-xx-V-RI-WHITE
60° optical distribution, no uplight



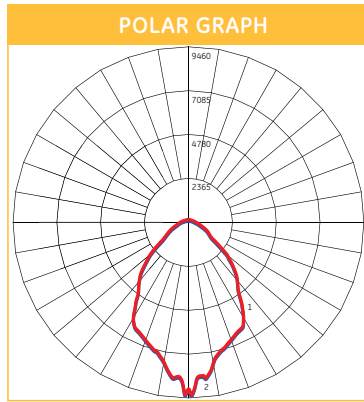
LPS-0-xx-06-8-xx-V-RI-WHITE + refractor
60° optical distribution, 3% uplight



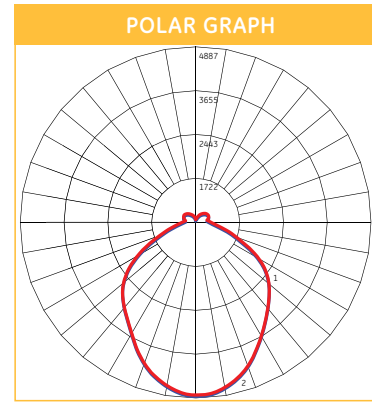
LPS-0-xx-06-8-xx-V-RI-WHITE + refractor + lens
60° optical distribution, 11% uplight



LPS-0-xx-10-8-xx-V-RI-WHITE
100° optical distribution, no uplight



LPS-0-xx-10-8-xx-V-RI-WHITE + refractor
100° optical distribution, 5% uplight



LPS-0-xx-10-8-xx-V-RI-WHITE + refractor + lens
100° optical distribution, 13% uplight