







# GE Albeo™ Industrial Conversion Charts

Based on INITIAL lumens

GE Lumination™ ABV3 LED Fixture					
Traditional Lamp				GE Lumination™ ABV3 Series	
High Bay 175W HID 200W Input		75% energy savings →		<b>9000 Lumens</b>	<i>Lifetime Savings</i>
				Std Efficacy 50W	\$1,655
				High Efficacy 46W	\$1,700
High Bay 250W HID 290W Input		77% energy savings →		<b>12,000 Lumens</b>	<i>Lifetime Savings</i>
				Std Efficacy 68W	\$2,345
				High Efficacy 61W	\$2,415
High Bay 400W HID 460W Input		76-81% energy savings →		<b>18,000 Lumens</b>	<i>Lifetime Savings</i>
				Std Efficacy 109W	\$3,675
				High Efficacy 88W	\$3,900
High Bay 6L T5HO 350W Input		61% energy savings →		<b>24,000 Lumens</b>	<i>Lifetime Savings</i>
				Std Efficacy 137W	\$2,275
				High Efficacy 122W	\$2,425
High Bay 750W HID 840W Input		74% energy savings →		<b>36,000 Lumens</b>	<i>Lifetime Savings</i>
				Std Efficacy 221W	\$6,275
				High Efficacy 190W	\$6,600
High Bay 850W HID 955W Input		70% energy savings →		<b>48,000 Lumens</b>	<i>Lifetime Savings</i>
				Std Efficacy 284W	\$6,775
				High Efficacy 248W	\$7,125
High Bay 1000W HID 1100W Input		68% energy savings →		<b>60,000 Lumens</b>	<i>Lifetime Savings</i>
				Std Efficacy 360W	\$7,650
				High Efficacy 314W	\$8,150

# GE Albeo™ Industrial Conversion Charts

Based on INITIAL lumens

GE Lumination™ ALV1, ALC5, ALR1 LED Fixture		
Traditional Lamp		GE Lumination™ ALV1, ALC5, ALR1 Series
<p>4' Linear (1-F32T8) 31-55W Input</p> 	<p>26-58% energy savings →</p>	<p>ALV1</p>  <p>ALV1 1T 4 - 3,350 lm ALC5 1T 4 - 3,450 lm ALR1 1T 4 - 3,350 lm 23W</p>
<p>4' Linear (2-F32 T8) 53-73W Input</p> 	<p>28-48% energy savings →</p>	<p>ALC5</p>  <p>ALV1 1H 4 - 5,350 lm ALC5 1H 4 - 5,550 lm ALR1 1H 4 - 5,350 lm 38W</p>
<p>8' T8 Linear (1-F96 T8) 91W Input</p> 	<p>55% energy savings →</p>	<p>ALR1</p>  <p>ALV1 1T 8 - 6,500 lm ALC5 1T 8 - 6,750 lm ALR1 1T 8 - 6,500 lm 41W</p>
<p>8' T8 Linear (2-F96 T8) 142W Input</p> 	<p>47% energy savings →</p>	<p>ALR1</p> <p>ALV1 1H 8 - 10,700 lm ALC5 1H 8 - 11,000 lm ALR1 1H 8 - 10,700 lm 75W</p>
<p>8' Linear (4-F32T8) 108-145W Input</p> 	<p>31-48% energy savings →</p>	<p>ALR1</p> <p>ALV1 1H 8 - 10,700 lm ALC5 1H 8 - 11,000 lm ALR1 1H 8 - 10,700 lm 75W</p>